HEADROOM REQUIRED

OPENING HEIGHT	VERTICAL HEADROOM	HORIZONTAL HEADROOM
THRU 7'-4"	15 ½"	17 ½"
OVER 7'-4" THRU 8'-8"	16"	18"
OVER 8'-8" THRU 10'-0"	17"	18 ¼"

NOTES:

1. OPERATION TYPE MAY BE PUSH-UP OR RIGHT HAND INTERNAL ELECTRIC.
2. FOR CRITICAL FITS DUE TO REDUCED AVAILABLE HEADROOM OR SIDEROOM CLEARANCES, CONSULT FACTORY.
3. CLEARANCES SHOWN ARE MAXIMUMS. LESSER CLEARANCES MAY BE POSSIBLE.
4. UNLESS OTHERWISE NOTED, LOCKING SHALL BE BY SINGLE MINI LATCH BOLTED TO CURTAIN AND SUITABLE FOR DOUBLE PADLOCKS AND SINGLE CYLINDER LOCK BY OTHERS.
5. LATCH COVER IS YELLOW ZINC (STAINLESS STEEL OPTIONAL) AND SLIDE IS MAGNETIC STAINLESS.
6. SERIES 750I IS AN INSULATED SERIES 750
7. CURTAIN FINISH SHALL BE SILICONE POLYESTER PRE-PAINT OVER GALVANIZED GRADE 80 STEEL.
8. GUIDES, BRACKETS, BOTTOM BAR ANGLE AND HEAD STOPS ARE ZINC COATED.
9. MAXIMUM OPENING SIZE: 10'-0" X 10'-0".
10. STEEL WINDLOCKS WILL BE PROVIDED ON DOOR ASSEMBLIES FOR OPENINGS GREATER THAN 6'-0" TO 10'-0" WIDE.
11. JANUS MODEL 750 IS A STATE OF FLORIDA APPROVED WINDLOAD PRODUCT. PRODUCT EVALUATIONS AND STAMPED DRAWINGS ARE ACCESSIBLE VIA. www.floridabuilding.org . FL#21450
12. JANUS MODEL 750 IS COMPLIANT WITH THE THIRD PARTY EVALUATION POLICY OF TEXAS DEPARTMENT OF INSURANCE (TDI). PRODUCT EVALUATIONS ARE ACCESSIBLE VIA www.tdi.texas.gov.
13. RAIN LIP CLEARANCE DIMENSION OUTSIDE OF GUIDE = 4 ⅝" MINIMUM

MINI LATCH

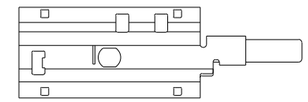

OUTSIDE OF DOOR VIEW

MINI LATCH CYLINDER LOCK BACK PLATE (ONLY USED WITH CYLINDER LOCK)

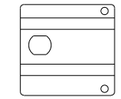

INSIDE OF DOOR VIEW

MINI STOP CLIP

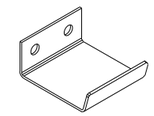

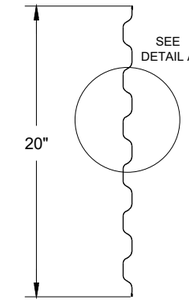

26 GA CURTAIN PANEL DETAIL

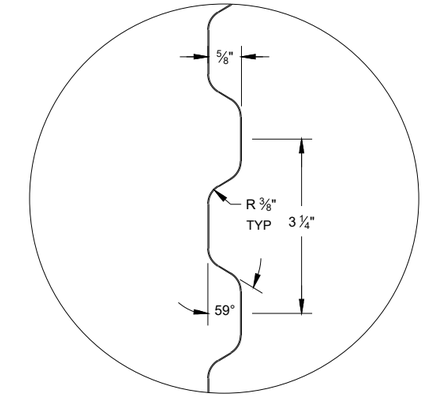

DETAIL A

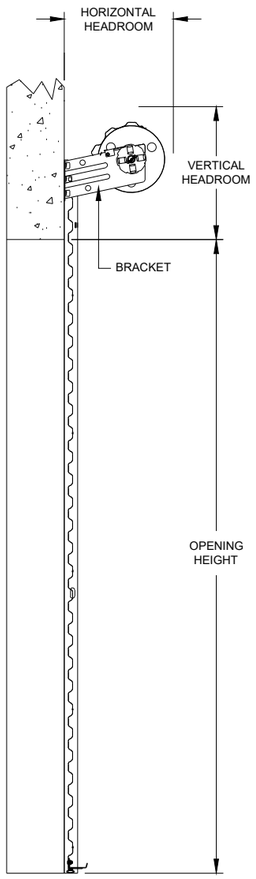

END VIEW

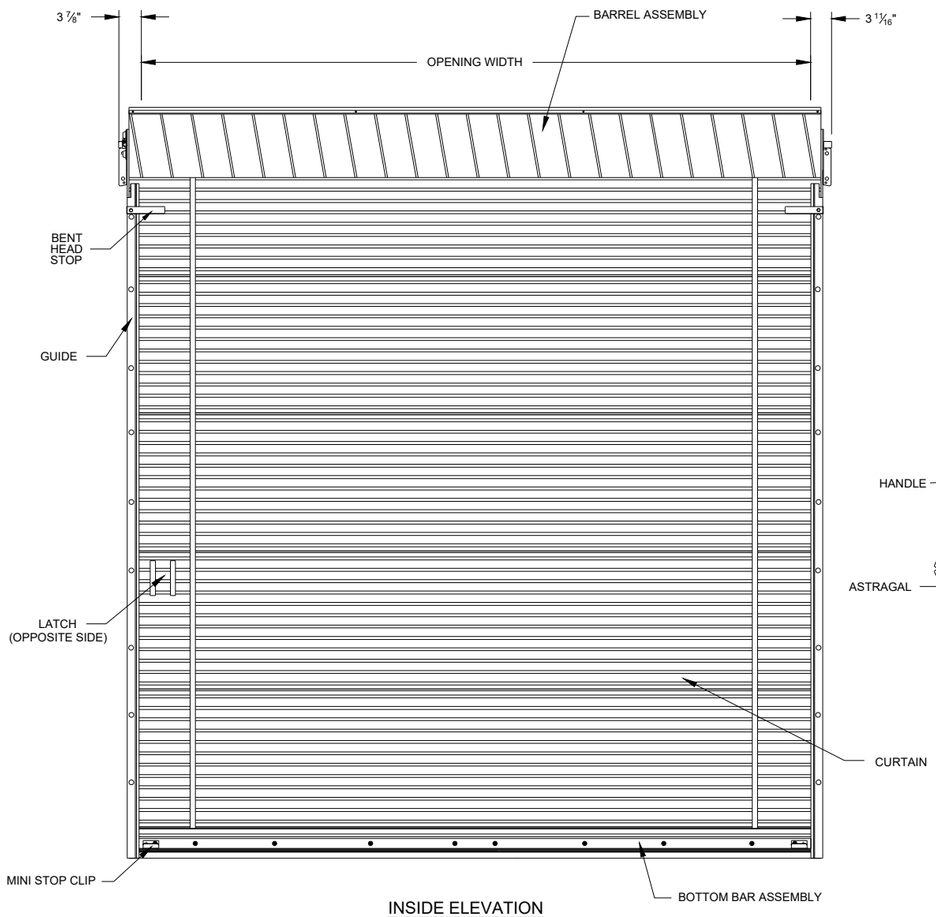

INSIDE ELEVATION

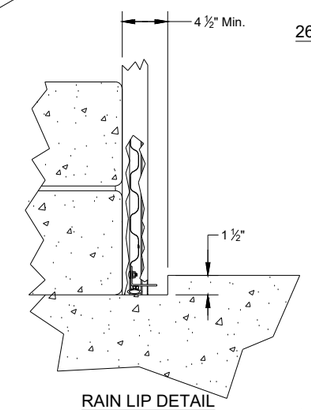

RAIN LIP DETAIL

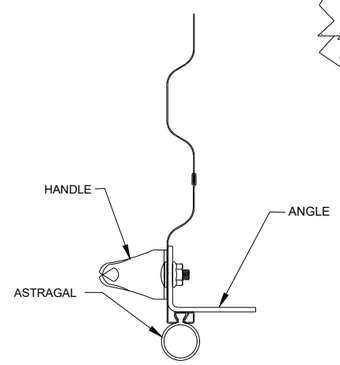

BOTTOM BAR ASSEMBLY

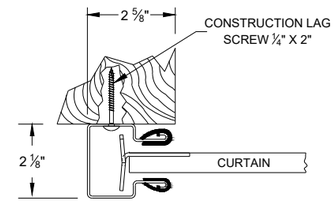

WOOD JAMBS

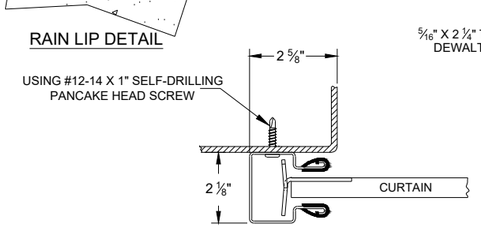

STEEL JAMBS

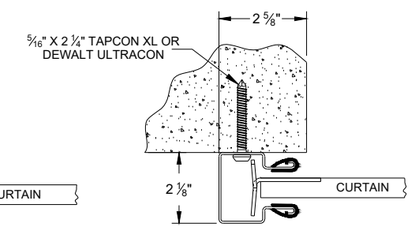

CONCRETE/FILLED BLOCK JAMBS

16 GA. GUIDE MOUNTED DETAIL

FACTORY ORDER NUMBER	QTY	OPENING SIZE		JAMB TYPE			OUTSIDE CURTAIN COLOR	OPERATION		WEATHERSTRIP			ADDED OPTIONS
		WIDTH	HEIGHT	STEEL	CONC./ MAS	WOOD		PUSH-UP	ELECTRIC	TOP	HEADER	SIDE	

DRAWING #: 814002-0000

L.E. 07/02/2024

MINI DOOR SERIES: 750 WITH WINDLOCKS

CUSTOMER NUMBER:			DATE:
CUSTOMER NAME:			CONTACT:
PROJECT NAME:			
PROJECT LOCATION:			
PLANT:			SALESPERSON:
DRAWN BY:	DATE:		
DRAWING NUMBER:	SHT:	OF:	