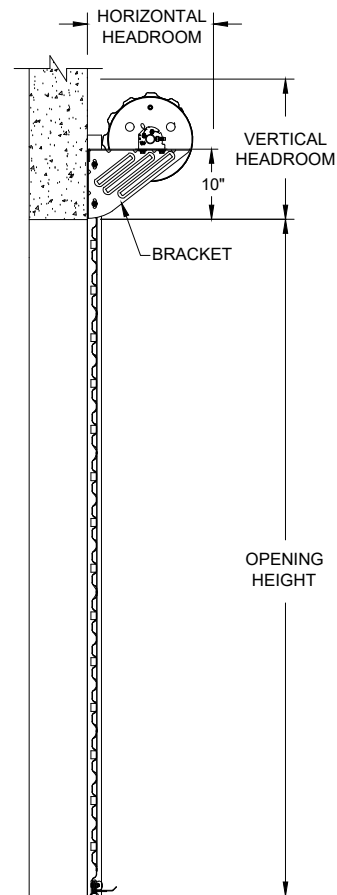
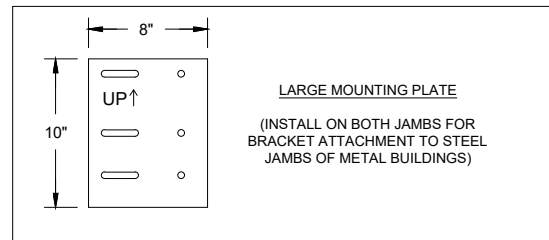


1. OPERATION TYPE MAY BE PUSH-UP, HAND CHAIN OR ELECTRIC.
2. FOR CRITICAL FITS DUE TO REDUCED AVAILABLE HEADROOM OR SIDEROOM CLEARANCES, CONSULT FACTORY.
3. THE AXLE CAN BE "TRIMMED" TO ACCOMMODATE LOW SIDEROOM.
4. CLEARANCES SHOWN ARE MAXIMUMS. LESSER CLEARANCES MAY BE POSSIBLE.
5. UNLESS OTHERWISE NOTED, DOORS SHALL BE PROVIDED WITH SLIDE LOCKS AT EACH END OF BOTTOM BAR ENGAGING GUIDES IN THE LOCKED POSITION.
6. ALL OPENING PREPARATION, ELECTRICAL POWER AND FIELD PAINTING SHALL BE PROVIDED BY OTHERS.
7. SERIES 3100I IS AN INSULATED SERIES 3100.
8. CURTAIN FINISH SHALL BE SILICONE POLYESTER PRE-PAINT OVER GALVANIZED GRADE 80 STEEL.
9. GUIDES, BRACKETS, BOTTOM BAR ANGLE AND HEAD STOPS ARE ZINC COATED.
10. MAXIMUM OPENING SIZE: 20'-0" X 18'-0".
11. JANUS MODEL 3100 IS A STATE OF FLORIDA APPROVED WINDLOAD PRODUCT. PRODUCT EVALUATIONS AND STAMPED DRAWINGS ARE ACCESSIBLE VIA www.floridabuilding.org . FL#21450.
12. PRODUCTS PRODUCED WITH A THIRD-PARTY EVALUATION TO ADHERE TO THE TEXAS DEPARTMENT OF INSURANCE STANDARDS WILL BE LISTED VIA www.tdi.texas.gov.
13. PLEASE NOTE: STANDARD GUIDE MANUFACTURING METHOD FOR STEEL JAMBS PER MOUNTING OPTION 1. INSTALLATION APPLICATIONS PER STEEL MOUNT OPTION 2 OR 3 MUST BE NOTED AT TIME OF ORDER.
14. RAIN LIP CLEARANCE DIMENSION OUTSIDE OF GUIDE = $6\frac{1}{4}$ " MINIMUM

CONCRETE/FILLED BLOCK: WEDGE-BOLT+, $\frac{3}{8}$ " X 1 $\frac{3}{4}$ "
STEEL: HEX BOLT, GR.5, $\frac{3}{8}$ "-16 X 1 $\frac{1}{4}$ " LONG, & $\frac{3}{8}$ " - 16 GR.2 LOCKNUT
WOOD: $\frac{3}{8}$ " X 3" LAG SCREW



- BOTTOM BAR ASSEMBLY



CONCRETE/MASONRY JAMBS (OPTION 2)
(USING 3/8" X 4" DEWALT SCREW BOLT+)

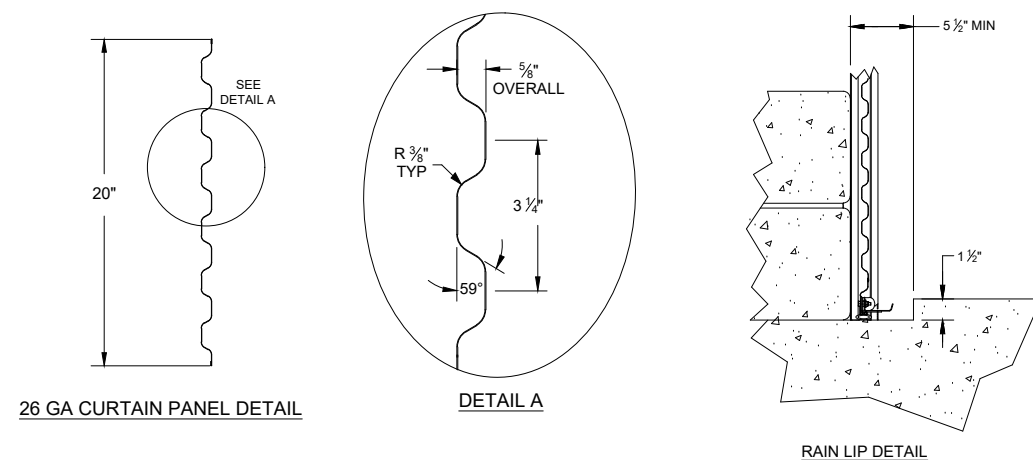
WOOD JAMB: (OPTION 2)
(USING 3/8" X 3" LAG BOLTS)

STEEL JAMBS: (OPTION 1)
(USING 1/4" - 14 X 1" SELF DRILLING SCREW)

STEEL JAMBS: (OPTION 2)
(USING 1/4" - 14 X 1" SELF DRILLING SCREW)

STEEL JAMBS: (OPTION 3. SEE NOTE 13)
(USING 1/4" - 14 X 1" SELF DRILLING SCREW)

OPENING HEIGHT	VERTICAL HEADROOM	HORIZONTAL HEADROOM
THRU 8'-0"	20"	20"
OVER 8'-0" THRU 10'-0"	21"	21"
OVER 10'-0" THRU 14'-0"	21 ½"	21"
OVER 14'-0" THRU 16'-0"	22"	21"
OVER 16'-0" THRU 18'-0"	22"	22"



DOUBLE BOTTOM BAR ASSEMBLY
OPTION

[illegible]

L.E. 09/24/2024

CUSTOMER NUMBER:			DATE:		
CUSTOMER NAME:			CONTACT:		
PROJECT NAME:					
PROJECT LOCATION:					
PLANT:				SALESPERSON:	
DRAWN BY:			DATE:		JANUS INTERNATIONAL GROUP, LLC. 135 JANUS INTERNATIONAL BLVD. TEMPLE, GA 30179-4435 770-562-2850 FAX: 770-562-2264
DRAWING NUMBER:			SHT:	OF:	