



# 300 SERIES

## Janus International 300 SERIES COMMERCIAL ROLLING SLAT DOOR

is produced with the highest quality and durability in the industry. The **300 Series** consists of 3" - 24 or 22-gauge slats with a flat or curved profile. The slats are commercial grade galvanized steel and coated with Super Durable polyester paint. **Model 324**, 24-gauge, is available in sizes up to 16' wide x 16' high. **Model 322**, 22-gauge, is available in sizes up to 12' wide x 12' high, both models are a perfect choice for freight terminals, commercial and industrial applications.

### STANDARD FEATURES:

- Roll formed 12-gauge galvanized guides
- Nylon endlocks
- Slide bolt locks
- Chain hoist operation
- Drum assembly with pre-installed curtain
- 4 finish options: white, gray, tan topcoats & galvanized

40 year film integrity and a 35 year no-chalk/no-fade limited paint warranty.



**Maximum  
16' x 16'**

Available in sizes up to 16' x 16'. Four finish options available. White, gray, tan topcoats and galvanized.



**Commercial/  
Medium-Duty**

Ideal for freight terminals and both commercial and industrial applications.



**Wind Load  
Rated**

Superior construction and innovative design make this door able to withstand heavy winds and extreme weather.

## COMMERCIAL SLAT DOORS



## OPTIONS

- » **Steel Mounting Plates:**  
For lateral jamb extension to provide door support.
- » **Top Draft Stop:**  
To seal tight at the header to reduce air infiltration.
- » **Guide Weather Seal:**  
To seal tight at the jambs to reduce air infiltration.
- » **Vision Lites:**  
5" x 3/4" cut out spaced approximately 3" apart and covered with clear Lexan (flat slat only).
- » **Structural Steel Upgrade Guide:**  
3-piece structural steel guides.
- » **Windload:**  
Available design to +40/-37 for 14' wide (test) Model 324 (24-gauge). Windload varies by model.
- » **Powder Coating:**  
Available on all gauges flat or curved profile. Consult factory for available colors.

## COMMERCIAL SLAT DOOR 300


**MODELS 324 (24-GAUGE) & 322 (22-GAUGE)**  
Flat or Curved Profile (specify when ordering)

**Hardware** | For Mounting to steel, wood or block/masonry jambs (specify when ordering).

**Slats** | 24 or 22-gauge are manufactured from commercial grade galvanized steel and coated with Super Durable polyester paint that is backed by a 40 year film integrity and 25 year no-fade limited paint warranty.

**Bottom Bar** | 2" x 1-1/2" x 12-gauge galvanized steel angle fastened to aluminum retainer with PVC bulb astragal.

**Locks** | Dual galvanized steel slide bolt locks attached to the bottom bar suitable for padlocks (padlocks by others).



**Drum/Axle Assembly** | 12" diameter galvanized steel spiral torque tube attached to 16-gauge galvanized drums supported by 1 5/16" O.D. steel tubing. All drums are fitted with a grease filled, shielded radial ball bearing for a smoother operation that reduces friction and wear.

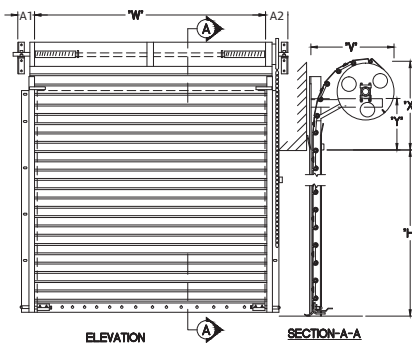
**Operation** | Reduction gear chain hoist standard for all sizes.

**Guides** | 12-gauge galvanized channels (3-1/2" deep per side standard on all sizes).

The **Model 300 Rolling Steel Slat Door** with nylon end locks and 12-gauge roll formed guides is an economical alternative slat door that is easy to maintain and service. The curtain is pre-assembled on the drum at the factory making the installation easier and faster.

## SPECIFICATION DETAILS

### Clearance Requirements Series 300 Slat Door

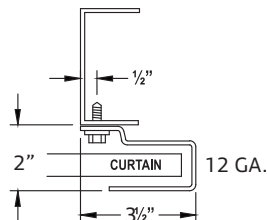


Clearance Requirements For Series 300 Slat Door						
Operation	Height	*A-1	*A-2	X	Y	V
Chain Hoist or Electric Operator	Up to 8'	7"	8"	20"	9 1/2"	20"
	Up to 10'	7"	8"	21"	10"	21"
	Up to 16'	7"	8"	24"	11"	24"

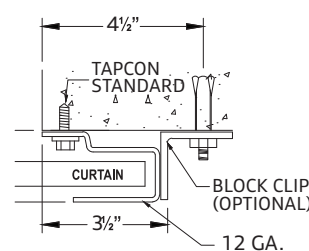
Dimensions do not include the operator itself & apply to 12 gauge guides only

### STANDARD GUIDE DETAILS

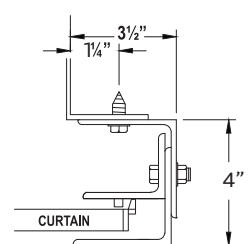
Standard 12-gauge guide mount to steel or wood



Standard 12-gauge guide mount to masonry



3-Piece Structural Steel Guides (Optional)



(Dimensions are approximate and vary by door size)

Janus International reserves the right to change engineering specifications without prior notice. Illustrations shown are for general reference and should be verified for construction purposes.

2024-02

#### HEADQUARTERS

Janus International Group  
135 Janus International Blvd.  
Temple, GA 30179

**866-562-2580**  
[marketing@JanusIntl.com](mailto:marketing@JanusIntl.com)  
[JanusIntl.com](http://JanusIntl.com)