

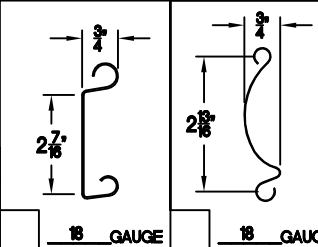
ELEVATION

SECTION-A-A

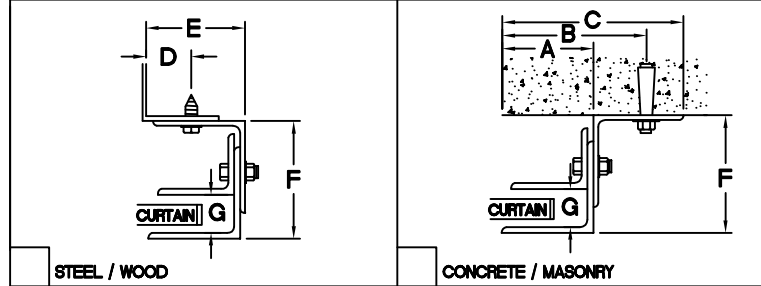


PLAN VIEW

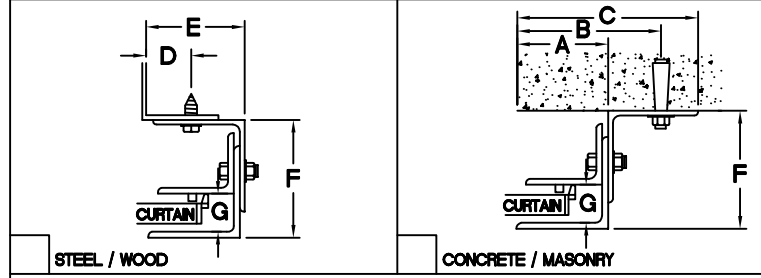
TOP MOTOR CLEARANCE			
HP	14'	16'	22'
Z	8'	7'	4'



GUIDE DETAIL (NON-WINDLOCK)



GUIDE DETAIL (WINDLOCK)



GUIDE DIMENSIONS

GUIDE TYPE	A'	B'	C'	D'	E'	F'	G'
2	2. 5/8"	3. 7/8"	5. 1/8"	1. 1/4"	2. 13/16"	4"	1. 1/4"
3	2. 5/8"	4. 3/4"	5. 5/8"	1. 1/4"	2. 13/16"	4. 3/8"	1. 1/4"
4	2. 5/8"	4. 3/4"	5. 5/8"	1. 1/4"	2. 7/8"	4. 3/4"	1. 1/4"
2(W/L)	3"	4. 1/4"	5. 1/2"	1. 5/8"	3. 3/16"	4"	1. 1/2"
3(W/L)	3"	5. 1/8"	6"	1. 5/8"	3. 3/16"	4. 3/8"	1. 1/2"
4(W/L)	3"	5. 1/8"	6"	1. 5/8"	3. 1/4"	4. 3/4"	1. 1/2"
5(W/L)	3"	5. 1/8"	6"	1. 5/8"	3. 1/4"	4. 3/4"	1. 1/2"
6(W/L)	5. 1/4"	6. 1/2"	7. 3/4"	1. 5/8"	4. 7/8"	7. 1/4"	1. 1/2"

GENERAL NOTES

- SLATS/HOOD: SELECT FINISH OPTION BELOW:
- GALVANIZED ONLY
 - GRAY POLYESTER TOP COAT
 - WHITE POLYESTER TOP COAT
- OTHER SURFACES:
- SHOP COAT BLACK PRIMER
- OPERATION:
- RIGHT HAND SHOWN, LEFT HAND OPPOSITE
- GUIDES:
- STRUCTURAL STEEL ANGLES OF 3/16" MINIMUM THICKNESS
- BOTTOM BAR:
- TWO 2"x2"x1/8" STEEL ANGLES WITH PVC BULB ASTRAGAL
 - TWO 2"x1-1/2"x1/8" GALVANIZED ANGLES WITH PVC BULB ASTRAGAL

NOTE: ADD 'Z' TO 'X' TO ACHIEVE OVERALL HEADROOM REQUIREMENTS

MFK.	QTY.	OPENING SIZE		OPERATION	R.H.	CLEARANCES		OPTION	PROJECT:	ARCHITECT:	CONTRACTOR:	DISTRIBUTOR:	DATE:	SHEET:	OF:	BY:	REF.#	
		WIDTH 'W'	HEIGHT 'H'			L.H.	'X'+2'											'V'



MODEL 418-FACE OF WALL-WITH GH MOTOR

Asta Door Corporation is not responsible for the use of improper installation procedures, structural supports as well as field inspection prior to manufacturing and installation.

APPROVAL SIGNATURE: _____ DATE: _____