

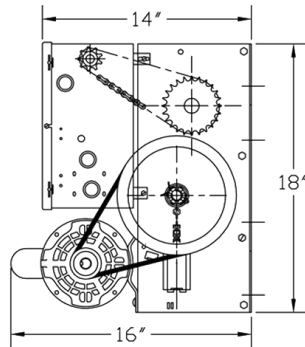
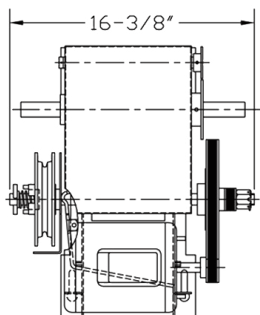
STANDARD FEATURES

- **2 year Warranty**
- 24V class 2 control circuit with 40VA transformer to protect against short circuit
- On board receiver with antenna
- External radio control terminal strip
- Low friction powder metal limit cam nuts with fully adjustable rotary type limit switch assembly
- Three button open-close-stop control station Nema-1
- Continuous duty industrial motor with overload protection
- Motor removable without affecting limit settings
- Heavy duty 5L V-belt
- #41 roller chain & sprockets on all internal drives
- Adjustable friction clutch
- Mechanical brake system
- Solenoid brake recommended for large doors (optional PRO-HB)
- #50 roller chain and sprockets on final drive
- 3/4" permanently lubricated & sealed precision ball bearings on pulley shaft
- 1" permanently lubricated & sealed ball bearings on final drive shaft
- Emergency chain hoist with electrical cut-out switch for manual operation
- Chain keeper
- Left or right hand mounting (must specify at time of order)
- Shipping weight 100 lbs
- Baked on dark grey coat finish
- N-1 photocells included for doors up to 24' wide

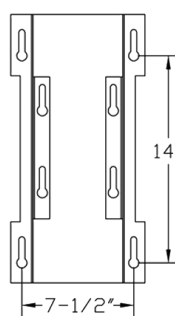


When ordering a PRO-H operator, supply Nice with the following information:

- Door height
- Door width
- Type of door
- Horsepower
- Voltage/ Phase
- Safety devices
- Door shaft diameter & door shaft key size
- Mounting (LH or RH, Bracket or Wall mount)
- Control circuit options (see page 5-6)



WALL MOUNT



BRACKET MOUNT

