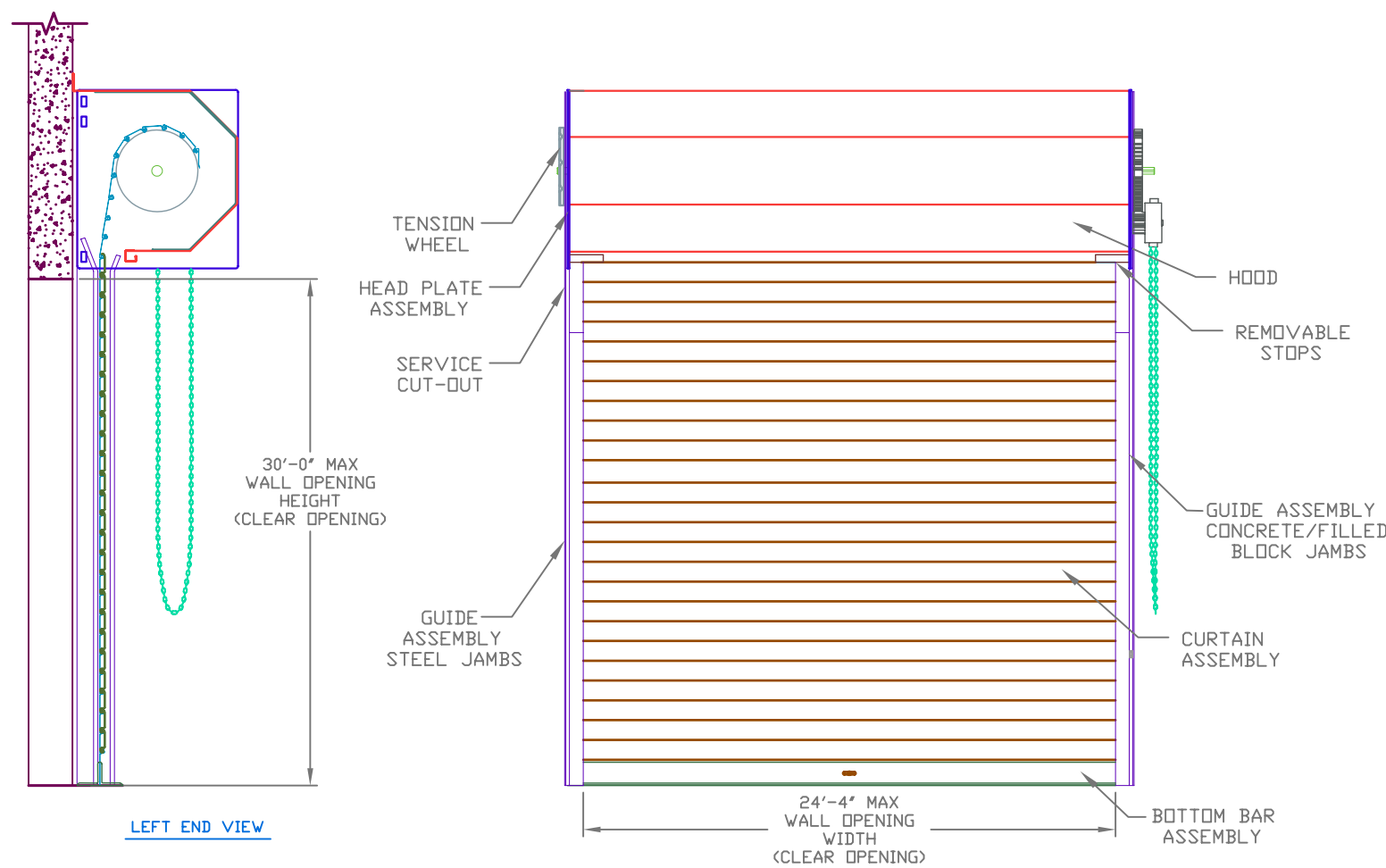


REVISIONS			
REV	DESCRIPTION	DATE	APPROVAL

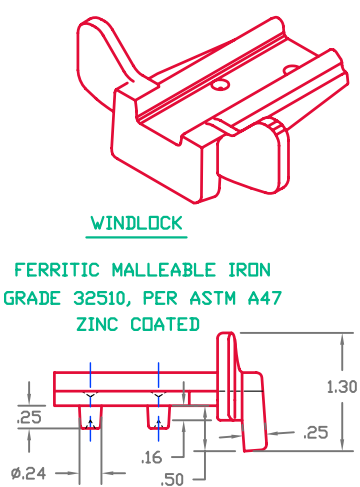
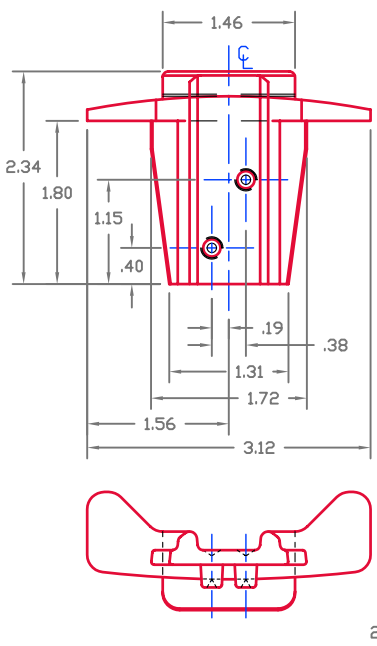


ALLOWABLE TRANSVERSE DESIGN WIND LOADS (PSF) FOR 22 GAUGE CURTAIN (TESTED SLAT GAUGE)

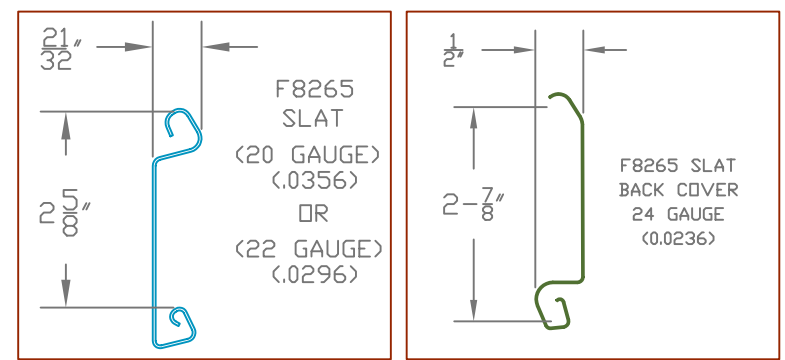
MAX DOOR WIDTH	MAX DOOR HEIGHT (FT)	DESIGN WIND LOADS (PSF)	MAX DOOR WIDTH	MAX DOOR HEIGHT (FT)	DESIGN WIND LOADS (PSF)
6'-4"	30	+/- 57.6	16'-4"	30	+/- 40
7'-4"	30	+/- 57.6	17'-4"	30	+/- 36.1
8'-4"	30	+/- 57.6	18'-4"	30	+/- 32.8
9'-4"	30	+/- 57.6	19'-4"	30	+/- 30.0
10'-4"	30	+/- 57.6	20'-4"	30	+/- 27.5
11'-4"	30	+/- 57.6	21'-4"	30	+/- 29.9
12'-4"	30	+/- 57.6	22'-4"	30	+/- 27.8
13'-4"	30	+/- 57.6	23'-4"	30	+/- 25.9
14'-4"	30	+/- 50.4	24'-4"	30	+/- 24.2
15'-4"	30	+/- 44.7			

ALLOWABLE TRANSVERSE DESIGN WIND LOADS (PSF) FOR 20 GAUGE CURTAIN

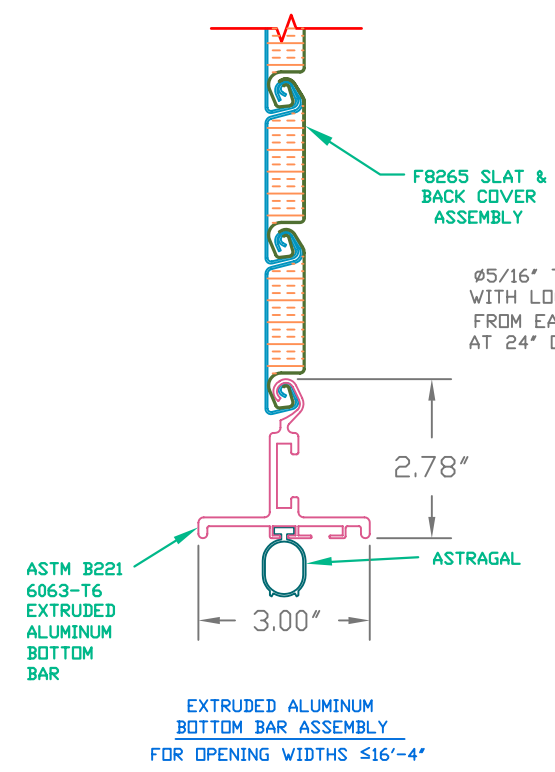
MAX DOOR WIDTH	MAX DOOR HEIGHT (FT)	DESIGN WIND LOADS (PSF)	MAX DOOR WIDTH	MAX DOOR HEIGHT (FT)	DESIGN WIND LOADS (PSF)
6'-4"	30	+/- 59.4	16'-4"	30	+/- 40.9
7'-4"	30	+/- 59.4	17'-4"	30	+/- 36.8
8'-4"	30	+/- 59.4	18'-4"	30	+/- 33.4
9'-4"	30	+/- 59.4	19'-4"	30	+/- 30.5
10'-4"	30	+/- 59.4	20'-4"	30	+/- 28.0
11'-4"	30	+/- 59.4	21'-4"	30	+/- 30.4
12'-4"	30	+/- 59.4	22'-4"	30	+/- 28.1
13'-4"	30	+/- 59.4	23'-4"	30	+/- 26.2
14'-4"	30	+/- 51.9	24'-4"	30	+/- 24.4
15'-4"	30	+/- 45.8			



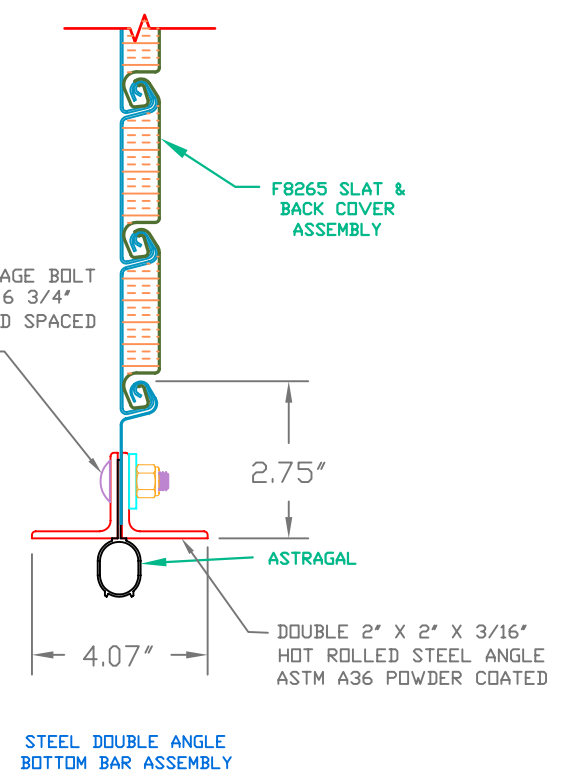
INSIDE ELEVATION  
RIGHT HAND OPERATION SHOWN - LEFT HAND OPPOSITE



ASTM A653 GR 40 ZINC COATED STEEL  
PRE-PAINTED WITH FULL COAT OF PRIMER  
AND BAKED SILICONIZED PLOYESTER FINISH COAT



EXTRUDED ALUMINUM  
BOTTOM BAR ASSEMBLY  
FOR OPENING WIDTHS ≤16'-4"



STEEL DOUBLE ANGLE  
BOTTOM BAR ASSEMBLY

SEE SHEET 2 FOR NOTES

CERTIFIED WIND LOAD RATED  
ID25/I8265, ANGLE GUIDES DOOR ASSEMBLY,  
INSULATED SLAT  
MAX. SIZE 23'-4" X 30'-0"

**JANUS INTERNATIONAL CORPORATION**  
134 Janus International Blvd. Temple, GA 30179  
770-562-2850/Fax 770-562-1991  
© 2009 Janus International Corporation All Rights Reserved

UNLESS OTHERWISE SPECIFIED, DIMENSIONS ARE IN INCHES AND TOLERANCES ARE		APPROVALS		DATE	APPROVALS		DATE	PART NUMBER	DRAWING NUMBER
ANGLES ± 0° 30'	UNDER .251	DRAWN BECKY NELSON		4-28-09	APPROVED CURT SCHROEDER		6-15-09	NA	RS9005
DECIMAL .XX ±.03 .XXX ±.005	.251 TO .500	CHECKED CURT SCHROEDER		6-15-09				NA	NA
FRACTIONS ± 1/16	OVER .500	THESE CONFIDENTIAL DOCUMENTS SUBMITTED BY JANUS CONTAIN INFORMATION OF A PROPRIETARY NATURE AND MAY NOT BE REPRODUCED OR USED TO MANUFACTURE ANYTHING IN PART OR IN WHOLE FOR ANY PURPOSE OTHER THAN THAT WHICH IS NECESSARY FOR PREPARATION OF BIDS OR ENGINEERING WITHOUT THE EXPRESS PERMISSION OF JANUS WHICH MAY RECALL DOCUMENTS AT ANY TIME.							
					UNIT OF MEASURE	SIZE	SCALE	SHEET OF	REV
					NA	B	NONE	1 2	—

