

3100
commercial

JANUS[®] *[International]*



superior product + recognized value




JANUS[®]

[International]

The Janus Model 3100 is our certified wind load rated rolling sheet door that meets specified wind loads required by even the most stringent building codes. Independent laboratory testing proves how durable and strong this door really is. The quick installation and smooth operation, compared to other doors, further demonstrates how user friendly this door is. Backed by a one year warranty, it's no wonder this Janus model is so popular.

FEATURES




The 26 gauge corrugated door curtain is manufactured from full hard galvanized grade 80 steel and coated with siliconized polyester paint that is backed by a 25 year film integrity and a no-fade limited paint warranty. Independently tested in accordance with ASTM-330, the series 3100 meets requirements of Standard Building Code, International Building Code and Florida Building Code. Design wind load is rated +36 PSF and -41 PSF for opening widths through 12'0" and +35 PSF and -38 PSF for opening widths over 12'0" through 16'0". Available in sizes up to 16'0" x 18'0" and in over 20 different colors.

Tough, durable and wide, heavy duty nylon strapping helps control curtain stretch while deadening sound and reducing wear. The 11 gauge windlocks provide the strength to meet the stringent wind load requirements when engaged under load; however, easy operation is provided during load-free operation because the windlocks do not come in contact with guide.



The slide bolt lock assembly affixed to the bottom bar at each end of the door curtain fastens through the guide to securely keep the door locked and in the down position. Padlocks can be attached to the slide to further secure the door.

The flat door stop slide makes installation quicker. Simply slide through the hub through the slot on the guide and affix with a fastener.




The 12" enclosed barrel houses the dead axle assembly and protects the factory lubricated springs from direct contact with environmental elements. The inherent strength provided by the spiral barrel minimizes axle deflection, providing smoother operation. Because the curtain is attached by screws and not seamed to the barrel, replacement of either independent assembly is cost-effective, quick and easy.

Grease-filled, shielded radial ball bearings at the drums provide longevity and smooth operation. Factory installed insert nuts help make the installation of the chain hoist and operator sprocket easier.



A cam-action spring tension holding device allows quick, easy and equal adjustment of the tension on all springs simultaneously from one end of the door. The cam tensioner bites into the axle helping to eliminate the unwanted spinning of the axle during the initial spring loading or adjustment process.

A reduced drive chain hoist for smoother operation is standard on all door sizes.



superior product + recognized value

Three manufacturing facilities located throughout the United States and a team of experienced door experts are available to assist you with any of your door needs.

3100

commercial

One year warranty on workmanship and material.

Mounting brackets are engineered and designed with deep embossing for strength, and are independently tested to withstand more than 2,700 pounds per pair. The installation-friendly mounting brackets feature safe rounded edges and slots that allow for easy vertical adjustments as well as various installation preferences.



Convenient spring tension adjustment is accommodated by inserting a common 1/2" ratchet tool into the end of the drive shaft and rotating. Initial loading of the door tension can be easily accomplished with a ratchet without the difficulty of spinning the door. This innovation also allows the tension to be easily measured and managed with a torque wrench.




OPTIONS



The electrical operation kit includes a sprocket and torque struts that equip the door for wall mounted jackshaft electric operators and can be furnished in lieu of reduced drive chain hoist when provided.

Gliderol® electric operators are internally enclosed in the barrel to provide quiet and reliable operation. The operator's design is compatible with transmitters and receivers, pneumatic sensing edges and other electric operation accessories. The operator side must be specified when ordering. Ask a sales representative for details.



Insulation is made of a foil backed, dual layer of heavy-duty polyethylene air-bubble insulation secured in place with a strong adhesive and joined by mylar film to provide an R value of 4. (Top draft stop and side draft stop are also included.)

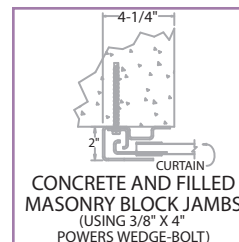
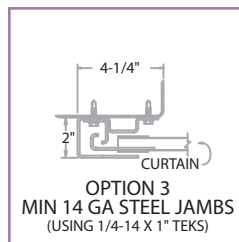
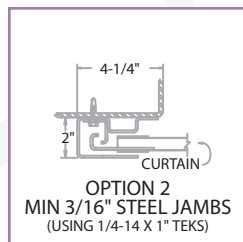
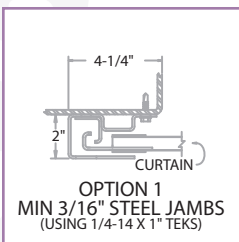
The header seal attaches directly to the header and extends up to 5" to the door curtain to form an effective barrier from environmental elements.

The top draft stop mounted to the door curtain provides a 2-1/4" weather seal between the door and the header.



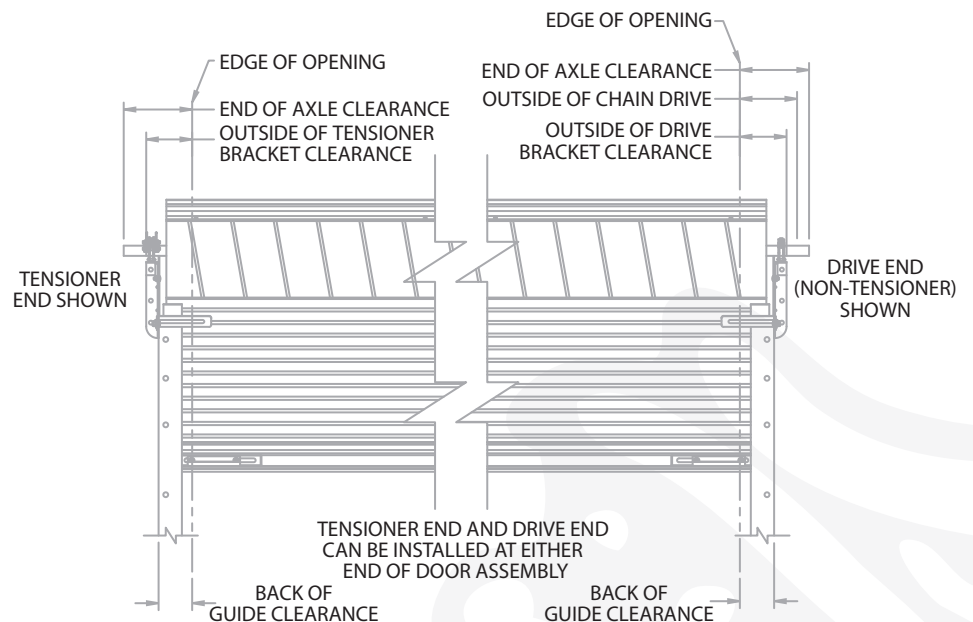
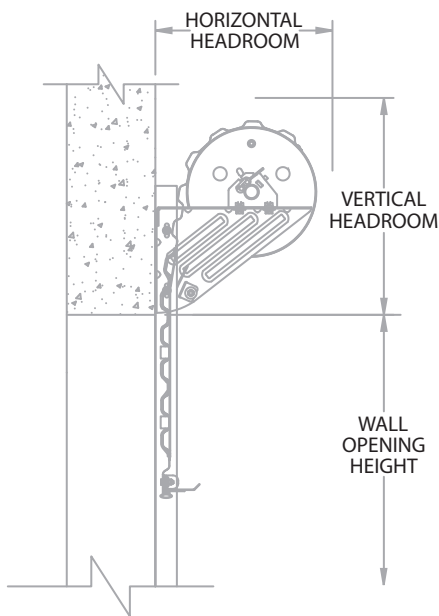
GUIDE DETAILS

Universal mount 4" deep 11 gauge galvanized steel wind bar guides require no pre-installation modifications for steel, concrete or filled masonry block applications.



Side Room Requirements

Operation	Guide	Outside of Bracket Tensioner End	Outside of Hand Chain Drive	Outside of Bracket Drive End	Each End of Axle
Push Up	4- 1/4"	5- 7/8"	N/A	5- 7/8"	8- 3/4"
Reduced Drive Chain	4- 1/4"	5- 7/8"	8- 1/8"	6- 5/8"	8- 3/4"
Electric	4- 1/4"	5- 7/8"	N/A	7- 3/8"	8- 3/4"



JANUS INTERNATIONAL

{ headquarters }
p.o. box 567
temple, georgia 30179

{ manufacturing facilities }
134 east luke road
temple, georgia 30179

+
1256 brittmore road
houston, texas 77043

+
13374 west peoria avenue
surprise, arizona 85379

+
davy drive; north west industrial estate
peterlee; co durham SR8 2JF united kingdom

{ distribution center }
15330 valley view blvd, suite 5
la mirada, california 90638

PH **1 866 562 2580**
FX **1 770 562 0328**
www.janusintl.com

Head Room Requirements

Opening Height	Vertical Headroom	Horizontal Headroom
Thru 8'0"	17"	19"
Over 8'0" thru 10'0"	19"	21"
Over 10'0" thru 14'0"	20"	22"
Over 14'0" thru 16'0"	21"	23"
Over 16'0" thru 18'0"	22"	24"

proud members of:

