



Janus
International
Corporation
134 East Luke Road
Tempe, Georgia 30179
(866) 562-2580 Toll-Free
(770) 562-0686 fax.
www.janusintl.com

NOTE TO CLIENT, CUSTOMER OR OWNER: THIS PRELIMINARY UNIT LAYOUT MAY NOT MEET SOME LOCAL OR NATIONAL BUILDING CODES. IT IS THE CUSTOMER'S RESPONSIBILITY TO HAVE THE LAYOUT CHECKED BY A LICENSED ARCHITECT/ENGINEER TO VERIFY THAT IT MEETS ALL LOCAL CODES INCLUDING EGRESS. UNIT SIZE, WEIGHT AND ACTUAL DIMENSIONS MAY VARY DEPENDING ON BUILDING DIMENSIONS AND OBSTRUCTIONS.

Drawn For: JANUS INTERNATIONAL SELF STORAGE
LGF MEZZANINE SYSTEM ISO

Project Number
JANUS

Rev # Date

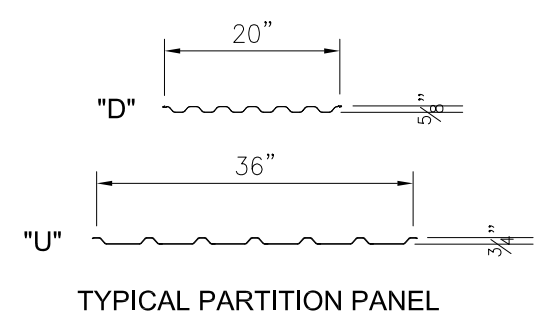
Drawn On 11.02.10

Drawn By Carl W.

Checked By -

S100

TYPICAL MEZZANINE



TYPICAL PARTITION PANEL
APPLY HORIZONTAL PARTITION
D-TYPE OR U-TYPE PANELS

3/4" SHEETING ON
TOP OF N-DEK
(STAGGERED JOINTS)

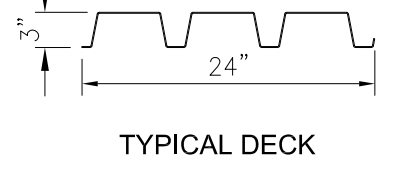
JANUS INTERNATIONAL
HALLWAY SYSTEM

3/4" SHEETING ON
TOP OF N-DEK
(STAGGERED JOINTS)

INSTALL DOUBLE BRIDGE BEAMS
THEN HORIZONTAL HATS
AND/OR X-BRACES (SEE PLAN
FOR LOCATIONS).

HAT CHANNEL
SEE PLANS
FOR LOCATIONS

N-DEK STEEL DECKING



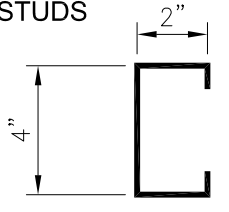
TYPICAL DECK

COMPLETED BEARING WALLS

X-BRACE
SEE PLANS
FOR LOCATIONS

BOTTOM OF DECK=
TOP OF DECK -3 3/4"

INSTALL VERTICAL STUDS
AND TOP TRACK



TYPICAL STUD

LAYOUT BOTTOM TRACK
PER PLAN

STORAGE
64"
F.O.S.

762mm
30"O.C.

STORAGE

STORAGE

64"
F.O.S.

STORAGE

HALLWAY

60"

120"

LGF MEZZANINE EXPLODED
TYPICAL CLEAR SPANS TO 120"

**ILLUSTRATION
DRAWING**
DO NOT USE FOR CONSTRUCTION
LAST REV: NOVEMBER 02, 2010